

# Letterland<sup>®</sup>

Child-friendly phonics

## Primary

### \* FREE SAMPLE LESSON \*

Now you can make phonics fast and fun with this **FREE** sample lesson.

It's packed full of teaching ideas and contains everything you need to teach the letters 'c', 'h' and later the digraph 'ch'.


What's more, there are **FREE** songs online too!

#### CONTENTS

- \* Lesson Plan: c, h, ch
- \* Picture Code Cards: c, h, ch
- \* Blends & Digraphs Copymaster: ch
- \* Word Bank Copymaster
- \* Letterland Word Book: ch
- \* Handwriting Songs: c, h
- \* Blends & Digraphs Song: ch

#### LEARNING GOALS

- \* Alphabet proficiency
- \* Word building
- \* Onsets & rimes
- \* Blends & digraphs
- \* Advanced spellings
- \* Word endings

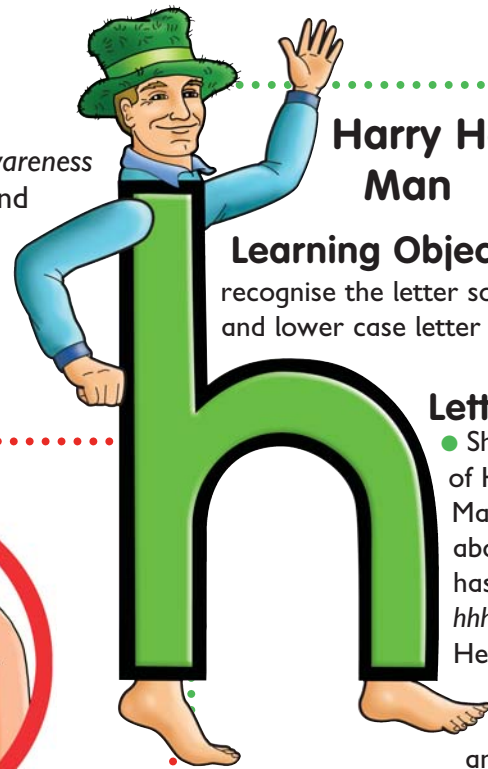


[www.letterland.com](http://www.letterland.com)

## Learning with Letterland

The *Letterland Teacher's Guide* covers 44 sounds and their major recurring spelling patterns. It includes a *Phonemic Awareness Fast Track* allowing you to teach a-z in just a few weeks, and quickly go on to teach blends, digraphs and word building skills.

This sample lesson is based on the some Letterland teaching techniques in the guide. It shows how the story logic builds to create a child-friendly way to learn phonics.



## Harry Hat Man

2

### Learning Objective:

recognise the letter sound 'hhh' and lower case letter shape 'h'.

### Letter sound

- Show a picture of Harry Hat Man and talk about him. He has a very *hh*airy *hh*at. He always wears it on his *hh*ead and he never

goes anywhere without it. Explain that Harry hates noise so he never speaks above a whisper when he goes into a word. He just says, *hhh*. In fact, loud noises give him a *hh*orrible *hh*eadache!

- Find words beginning with Harry's sound: foods, sports, games, and objects. Link them to Harry Hat Man.

- Practise the Hat Man's sound together with the action.



### Letter shape

Teach the letter shape by chanting or singing this handwriting verse:  
*Hurry from the Hat Man's head down to his heel on the ground. Go up and bend his knee over, so he'll hop while he makes his sound.*  
Visit [www.letterland.com/songs.html](http://www.letterland.com/songs.html) to download the song.

### Activities

#### Body Parts

Discover the body parts that start with Harry Hat Man's sound (**head, hips, heels, heart, hair, hands**). Play a game, saying them and touching them in a given order, emphasising each 'hhh' sound as you go.

## Clever Cat

### Learning Objective:

recognise the hard 'c' sound and lower-case 'c' shape.

### Letter sound

● Show the children a picture of Clever Cat who lives in Letterland. Talk about cats and ask what cats usually like to eat. Expand the conversation, explaining that Clever Cat is a very special cat because she loves to eat anything that begins with her sound 'c...' Let the children suggest some foods. They'll know they are right if they can hear her little 'c...' sound at the start (for example, carrots, crackers, crisps, cucumbers, cabbage, coleslaw, cream cake and cocoa). Which word could they add the word 'crunchy' to? Say them all together: 'crunchy carrots, crunchy.....' so they feel the alliteration in their mouths.



- Practise saying the 'c' sound with the action. Stroke imaginary cat's whiskers.

### Letter shape

Explain that Clever Cat likes us to stroke her but she needs us to do it in a very special way, going around her very own letter. Demonstrate it, using the Clever Cat handwriting song:

*Curve round Clever Cat's face to begin. Then gently tickle her under her chin.*

Visit [www.letterland.com/songs.html](http://www.letterland.com/songs.html) to download the song.

### Activities Clever Cat Masks

Help the children to make their own Clever Cat face masks. Ask them to paint Clever Cat's face on the back of a paper plate. Add pipe-cleaners for whiskers. Cut holes for the eyes and add elastic, string or tape ties.

For further Clever Cat material, see also the *Early Years Sample Lesson*.



### 3 The ch digraph

**Learning Objective:** recognise and use the 'ch' digraph. Introduce children to the 'ch' digraph by showing the *Picture Code Card* and telling the following short story;

*Clever Cat belongs to Harry Hat Man. He looks after her well and she loves him. But she has one problem. As soon as she finds herself next to him in a word, his hairy hat makes her nose tickle. So whenever they come together in a word, all you can hear is her sneezing sound, 'ch...'* Practise a polite, stifled sneeze, not a loud 'chuh!' or 'achoo'!

Sing or chant the 'ch' song:  
*The cat belongs to the Hat Man.  
He lets her go where she pleases.  
But when she sits down beside him,  
she almost always sneezes.  
Ch. Ch. Ch!*

Visit [www.letterland.com/songs.html](http://www.letterland.com/songs.html) to download the song.

Read out this list of words pausing after each one so children can repeat the **ch** sound and make the action.

**chance, chant, cheese, chip, chin, chop, chunk.**

Action



### Activities

#### The 'ch' game

**You will need:** Clever Cat masks (see previous page); hairy hats (optional). **What to do:**

- Divide the class into two groups: Cats and Hat Men.
- Each group moves about making their single letter sound until a signal from you tells the Cats and Hat Men to pair up.
- On pairing up all the cats fill the room with 'ch' sounds.
- Change roles, and repeat.

#### Copymasters & Word Book

- Samples are provided for further reinforcement of the 'ch' sound.

#### Software

- Letterland Living Code Card software animates these stories to teach all 44 sounds.

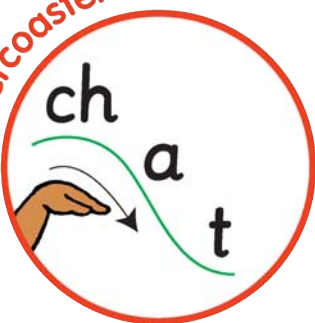


### 4 The rollercoaster trick

Use this multi-sensory trick to help children move on from just saying the single sounds to blending sounds together to make words.

- Write a regular word on the board but don't read it aloud.
- Draw a rollercoaster shape on the board underneath it.
- Next, write the letters on the rollercoaster at the top, middle and bottom.
- Finger-trace the rollercoaster line as you all say each sound.
- Repeat, picking up speed as you go until you are finally blending the word

Rollercoaster trick



### 5 The slow-speak trick

Use this trick to help children segment spoken words into their individual phonemes.

- Stretch out any word by saying it so slowly you can hear each sound. Slow down your voice as you give examples like *chhhh...iii...p*.
- The children accompany this stretching-out technique by holding their hands together, then slowly moving the right hand away from the left with each new sound.

Slow-speak trick



### Top Tips

1. Harness both gross and fine motor skills by air-tracing enlarged letter images on a whiteboard or Code Cards.
2. Link phonics teaching to the things that children love, such as social activities, movement, arts, crafts, drama and music.
3. Provide multi-sensory memory clues for letter sounds by teaching the Letterland action for each one.
4. Develop a display area where children can collect and sort items beginning with the letter sounds and relate them thematically to the Letterland characters being studied.
5. Ask children to find letter-shapes outside the school on big cereal packets, newspapers and magazines, to help make a group collage at school.



Sample 1 - Clever Cat and Harry Hat Man, picture only.

**Beyond ABC Book**




ISBN:  
978-1-86209-398-0 (softback)  
978-1-86209-399-7 (hardback)

ya

Sample ch card

Pre-cursive Picture Code Cards



ISBN:  
978-1-86209-241-9







# Popular Primary Years materials include :

## Teacher's Core Resources



**Letterland Teacher's Guide**  
TG  
9781862092594



**Blends & Digraphs Songs (CD)**  
T25  
9781862091955

## Alphabet & Spelling Patterns Introduction

### Essential Resources


A list of "must have" titles needed to teach Letterland in a Primary Years classroom.




**ABC (Softback)**  
ABC SB  
9781862092228




**Alphabet Songs (CD)**  
T23  
9781862091979



**Blends & Digraphs Copymasters**  
T45  
9781862092990



**Workbooks (1-4)**  
T05  
9781862092372



**Vocabulary Cards**  
VC  
9781862092686



**Straight Picture Code Cards**  
T29  
9781862091993



**First Reading Flashcards**  
FC01  
9781862092273



**Class Alphabet Poster**  
T30  
9781862092563

### Recommended Resources

A selection of highly recommended titles that will help you get the most out of Letterland.




**Beyond ABC (Softback)**  
T99  
9781862093980




**Living ABC (Software)**  
T70  
9781862093591



**Handwriting Songs (CD)**  
T24  
9781862091962



**Word bank Copymasters**  
T17  
9781862092495



**Word book (Pack of 10)**  
T19  
9781862092518



**Living Code Cards**  
T80  
9781862093713



**Second Reading Flashcards**  
FC02  
9781862092280



**Action Tricks Poster**  
T22  
9781862092549

## Letter Sound & Shape Recognition

## Classroom Resources

## Individual Student Resources

## Picture Code Cards

## Fun with Phonics

Letterland materials cover all 44 phonemes and all the major recurring spelling patterns in the English language, so you can teach advanced phonics too.

[www.letterland.com](http://www.letterland.com)

Letterland International Ltd (Head Office) 33 New Road, Barton, Cambridge, CB23 7AY, UK



+44 (0)1223 262 675



+44 (0)1223 264 126



info@letterland.com

Product Code: SM103

ISBN 978-1-86209-431-4



9 781862 094314 >

Designed by Daniel Griffiths. Published 2007 by Letterland International Barton, Cambridge, CB23 7AY, UK  
First published 2007. This edition published 2010. © Letterland International Ltd 2010. LETTERLAND® is a registered trademark of Lyn Wendon